

Primary Class

Lesson 35






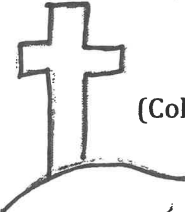






Old Testament

Review

Mrs. Jordan's

Class

"A CONTRAST"

LAW	GRACE
 <p>THE FOCUS IS ON WHAT <u>YOU</u> DO (Rom 10:5; Gal. 3:12)</p>	 <p>THE FOCUS IS ON WHAT <u>CHRIST</u> DID (AND DOES) (Phil. 3:7-10; Col. 2:10-13 & 1:27)</p>
 <p>BLESSINGS IF YOU OBEY; CURSINGS IF YOU DISOBEY (Deut. 11:27-28; Gal. 3:10) Matt. 6:14-15</p>	 <p>BLESSINGS ARE A FREE GIFT THROUGH JESUS CHRIST (Eph 1:3; Rom. 3:24 & 6:23) Ephesians 4:32</p>
 <p>Sins must be confessed and atoned for with CONTINUAL BLOOD SACRIFICES (Heb. 10:1-4; Lev. 5:5-6)</p>	 <p>Sins completely forgiven ONCE FOR ALL BY THE BLOOD OF JESUS CHRIST (Col. 2:13; Rom. 3:24-26 & 6:10)</p>
 <p>LIVE UNDER BONDAGE AND CONDEMNATION (Gal. 5:1b; Rom. 3:19-20 & 7:8-13)</p>	 <p>AT LIBERTY TO SERVE IN THE SPIRIT WITH NO COMDEMNATION (Gal. 5:1; Rom. 8:1-2; Rom. 6:6-8)</p>
 <p>SERVE OUT OF FEAR OF PUNISHMENT (Heb. 2:15; Lev. 26:14-17)</p>	 <p>SERVE IN RESPONSE TO THE LOVE OF CHRIST (2 Cor. 5:14)</p>
 <p>PURPOSE: TO SHOW MAN'S SIN AND NEED OF A SAVIOUR (Rom. 3:19-20; Gal. 2:16 & 3:24)</p>	 <p>PURPOSE: TO SHOW GOD'S LOVE AND GIFT OF A SAVIOUR (Rom. 5:8; Eph. 2:8-9)</p>

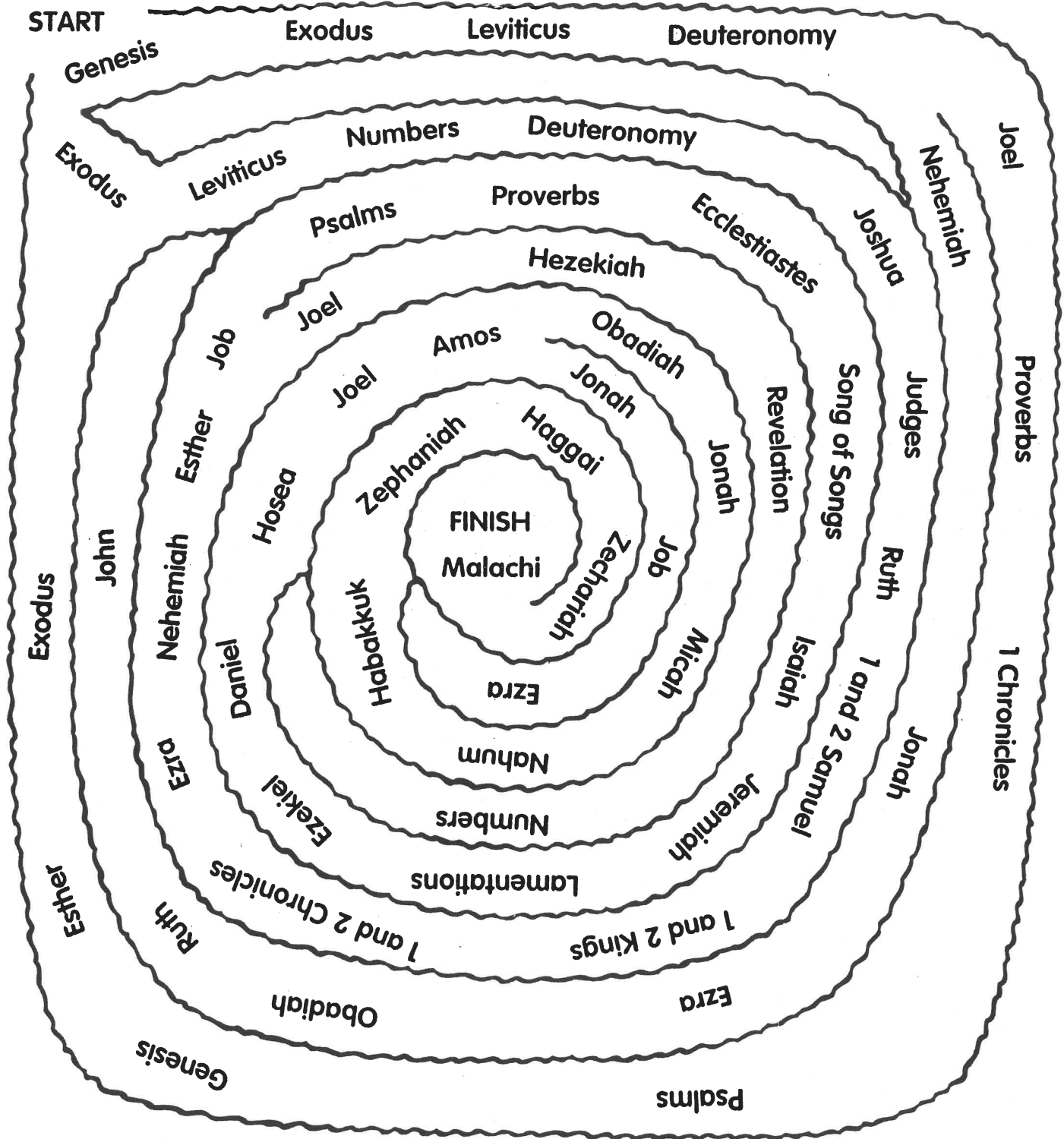
Romans 10:4

"For Christ is the _____
for righteousness to everyone that believeth."

Old Testament Maze



Work your way through the maze. You must know the books of the Old Testament in correct order to be able to find your way through it.



Name: _____

The Old Testament Books of the Bible

From your Bible, write the names of each book from the Old Testament by category
in the spaces provided below
Old Testament

Books of Law:

_____	_____
_____	_____

Books of History:

_____	_____
_____	_____
_____	_____
_____	_____
_____	_____
_____	_____

Books of Poetry:

_____	_____
_____	_____

Books of Prophecy:

(Major prophets)

_____	_____
_____	_____

Books of Prophecy:

(Minor prophets)

_____	_____
_____	_____
_____	_____
_____	_____
_____	_____
_____	_____

“THROUGH THE BOOK OF BOOKS”

Lesson 14 Worksheet
The Books of History-Review
(Page 1)

WHICH BOOK?

God sent judges to deliver and rule Israel	JOSHUA
Wicked kings led Israel into idolatry which led to the captivities	JUDGES
Joshua led Israel into Canaan	RUTH
Samuel anointed Saul, then David, as king over Israel	I & II SAMUEL
These books chronicle the kings of Judah (the southern kingdom)	I KINGS
A Gentile woman is blessed when she Cleaves to a Jew	II KINGS
Ezra leads Jews back to Jerusalem after The Babylonian captivity	I & II CHRONICLES
Esther saves the Jews in Persia (Babylon)	EZRA
Nehemiah returns to Jerusalem to rebuild the city wall	ESTHER
King Solomon builds the temple, but after His reign, Israel is divided	NEHEMIAH

"THROUGH THE BOOK OF BOOKS"

Lesson 14 Worksheet *The Books of History-Review* (Page 2)

"BOOKS OF HISTORY" WORD SEARCH


Find the words listed below in the following word search. The I & II are not included for Samuel, Kings, or Chronicles.

Joshua	Canaan	Israel	Judges	Esther
Idol	Ruth	Samuel	Saul	Wall
Kings	David	Chronicles	Queen	Ezra
Temple	Nehemiah			

J	E	N	E	H	E	M	I	A	H	S	U	S		
	C	H	R	Z	I	S	T	K	I	S	T	H		
	E	K	C	H	R	O	N	I	C	L	E	S		
	J	O	S	H	U	A	E	N	A	I	S	D		
	L	U	N	G	T	O	E	G	N	F	T	A		
	O	D	D	A	H	V	U	S	A	I	H	V		
	D	D	'S	G	S	E	Q	E	A	D	E	I		
	I	S	R	A	E	L	I	N	N	2	R	D		
	L	E	U	M	A	S	A	U	L	S	A	M		
	T	E	M	P	L	E	U	W	A	L	L	E	L	

Now fill in all unused letters, in order, to discover the secret message.

Review of the Books of Music and Poetry: Word Search



In the word search on the next page, do the following:

1. Highlight all of the books of music and poetry.
2. Highlight the answers to these questions:
 - a. Job is the _____ book of the Bible.
 - b. Who wrote most of the Psalms? _____
 - c. Psalms is in the _____ of the Bible and is also the _____ book.
 - d. The Psalms _____ the Lord as King of the earth.
 - e. Proverbs is a book of _____.
 - f. Ecclesiastes ends with "Let us hear the conclusion of the whole matter: _____ God, and keep his commandments: for this is the whole duty of man."
 - g. The Song of Solomon is a picture of God's _____ for Israel.

Use the words below to answer the questions above.

OLDEST	DAVID	MIDDLE	FEAR
WISDOM	LOVE	PRAISE	LONGEST

3. When you have highlighted all of the words, fill in the blanks under the word search with the left over letters, in order.

Books of Music and Poetry Word Search

L	O	V	E	W	I	S	D	O	M	I	P	S
P	R	A	I	S	E	T	J	H	E	A	R	N
S	O	N	G	O	F	S	O	L	O	M	O	N
A	O	F	E	A	R	I	B	D	N	T	V	E
L	E	C	C	L	E	S	I	A	S	T	E	S
M	I	D	D	L	E	D	K	V	I	N	R	G
S	O	L	D	E	S	T	I	I	N	P	B	S
L	O	N	G	E	S	T	A	D	L	M	S	S

Hidden Message

JESUS CHRIST _ _ _ _ _

“THROUGH THE BOOK OF BOOKS”

Lesson 19 Worksheet

The Major Prophets Word Search

In the puzzle below find the 5 books of the Major Prophets plus 8 more words that relate to these books. See the words listed below.

F	U	T	U	R	E	J	U	D	A	H	C
H	R	H	I	S	T	E	I	S	T	H	E
S	T	R	O	W	A	R	N	I	N	G	S
N	E	O	T	E	Z	E	K	I	E	L	H
L	A	N	D	A	T	M	B	E	C	D	A
M	E	E	I	S	A	I	A	H	A	A	I
L	A	M	E	N	T	A	T	I	O	N	S
M	O	U	N	T	A	H	I	E	N	I	R
K	I	N	G	D	O	M	&	D	F	E	A
I	L	L	E	D	T	H	E	E	E	L	E
A	R	T	H	I	N	D	A	N	N	2	L

ISAIAH
EZEKIEL
JUDAH
THRONE

JEREMIAH
DANIEL
WARNINGS
KINGDOM

LAMENTATIONS
FUTURE
ISRAEL

EDEN
LAND

Now write the extra letters, in order, in the blanks below to find a message.

— — — — —	— — — — —	— — — — —	— — — — —
— — — — —	— — — — —	— — — — —	— — — — —
— — — — —	— — — — —	— — — — —	— — — — —
— — — — —	— — — — —	— — — — —	— — — — —

Micah

Nahum

Zephaniah

Haggai

Malachi

Habakkuk

Joel

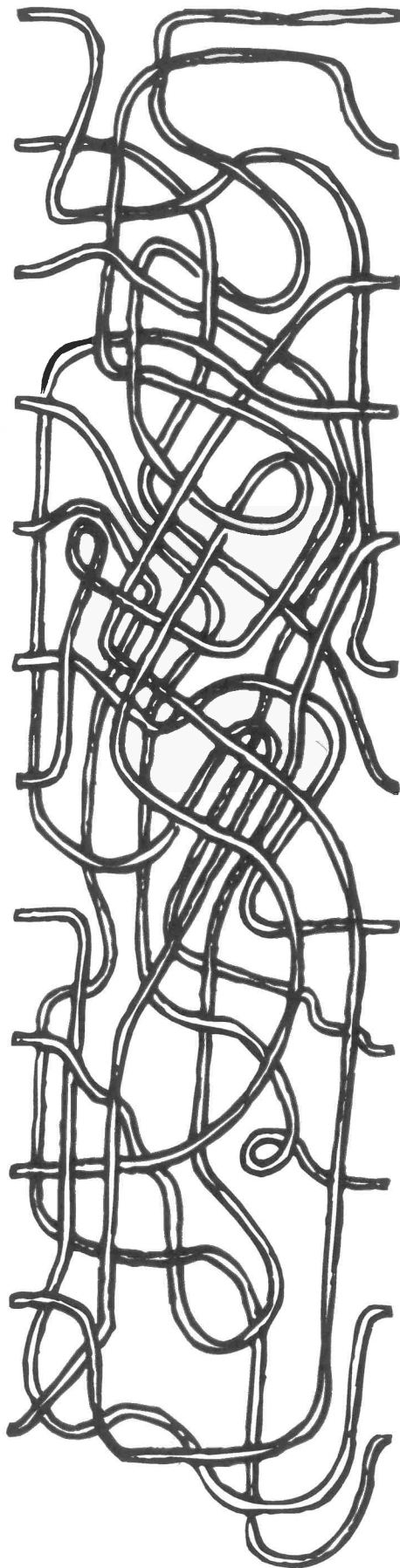
Zechariah

Jonah

Hosea

Amos

Obadiah



Follow the path that starts by each name of the Minor Prophet. Follow the path until it ends. Place the name of that Minor Prophet on the line where the path ends. Use different colors for each path. Then say the books of the Minor Prophets.

Divisions of the Bible

Old Testament – Minor Prophets

Hosea
Joel
Amos

Obadiah
Jonah
Micah

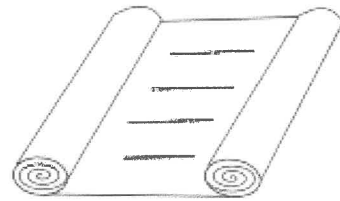
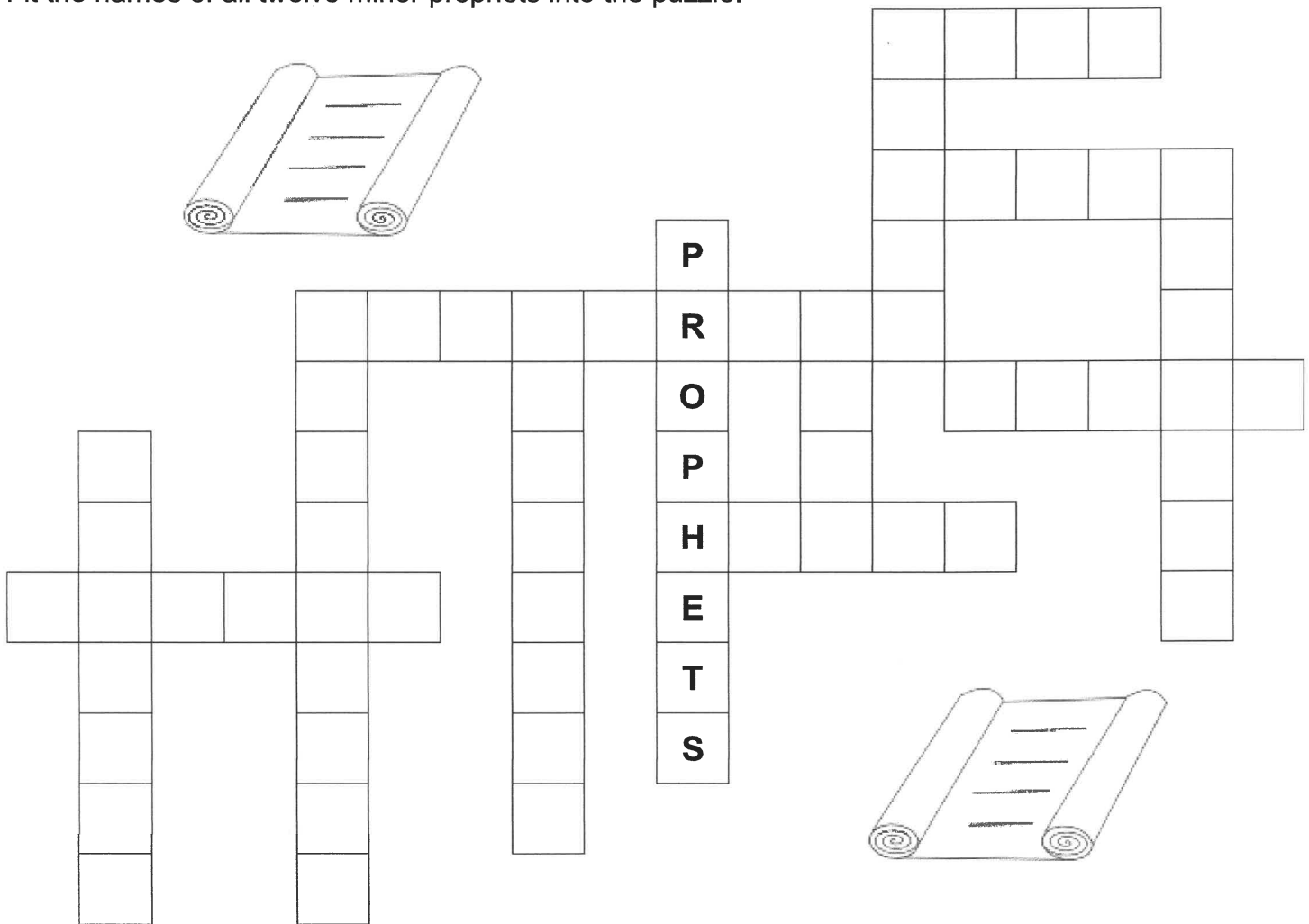
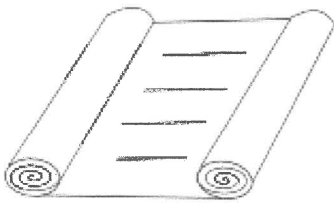
Nahum
Habakkuk
Zephaniah

Haggai
Zechariah
Malachi

Prophets are people who speak God's message for right then or for the future. The minor prophets wrote shorter books than the major prophets.

Prophet Puzzle

Fit the names of all twelve minor prophets into the puzzle.



HOSEA
JOEL
AMOS

OBADIAH
JONAH
MICAH

NAHUM
HABAKKUK
ZEPHANIAH

HAGGAI
ZECHARIAH
MALACHI



Jesus said, "Let the little children come to me. Don't stop them, because the kingdom of heaven belongs to people who are like these children."

Matthew 19:14

How to Use

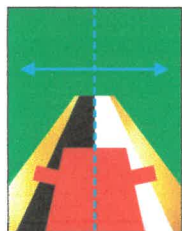
There are many ways you can use the Gospel Plane to share the message of salvation. Here is one suggestion.

1. Launch a Gospel Plane across the room to catch the children's attention.
2. Guide the children in making their own Gospel Planes. Make sure that the children write their names on their own airplanes before flying them.
3. Organize a Gospel Plane flying competition. See whose airplane flies the furthest or is able to land in a designated area. (Consider awarding prizes.)
4. Have the children sit down and talk to them about airplanes. Have they ever sat in a real airplane? Where did they go? Did they have fun there? If they could fly to anywhere in the world in a real airplane, where would they want to go?
5. Explain that there is a place that is far better than any holiday destination. Everyone is perfectly happy there. This place is called heaven. Continue sharing the message of salvation with the points on the next page.

How to Fold the Gospel Plane

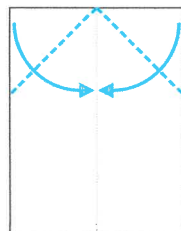
Step 1

Fold in half lengthwise. Unfold to form a center crease.



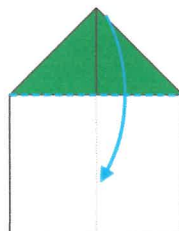
Step 2

Fold the top two corners down.



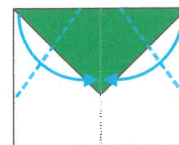
Step 3

Fold the top point down.



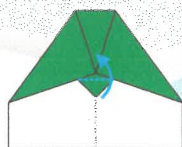
Step 4

Fold the top two corners down again.



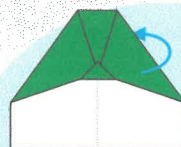
Step 5

Fold the point up.



Step 6

Fold in half.



Step 7

Fold the two flaps down.



www.LetTheLittleChildrenCome.com

Copyright © 2017 Let The Little Children Come. All rights reserved.

Additional copies of this instruction sheet can be downloaded from www.LetTheLittleChildrenCome.com.

Scripture taken from the New Century Version. Copyright © 2005 by Thomas Nelson, Inc. Used by permission. All rights reserved.

What to Say

Here are some key points to cover as you present the gospel using the Gospel Plane. You may need to tailor your gospel presentation to suit the age of your audience.

Use **Questions** to engage your listener and to check understanding.

Use **Bible Verses** where appropriate, but be careful not to overload your listener with too many verses.




The gold stripes remind us of heaven. The most wonderful thing about heaven is that it is God's home. God loves us and wants us all to be with him in heaven.

The dark stripe reminds us of sin. Sins are the things we do that make God unhappy. Telling lies and disobeying our parents are examples of sins. Because of sin, our hearts are no longer clean and we cannot be with God. On our own, we can't make our hearts clean.

The red cross reminds us of the blood of Jesus. Jesus died on the cross to take the punishment for our sins. On the third day, Jesus became alive again.

The clean stripe reminds us that because Jesus took the punishment for our sins, our hearts can now be made clean. We now can have a relationship with God and will one day be with him in heaven if we:

Have the children write a verse on the plane such as I Cor. 15:3-4. They can shorten the verse.



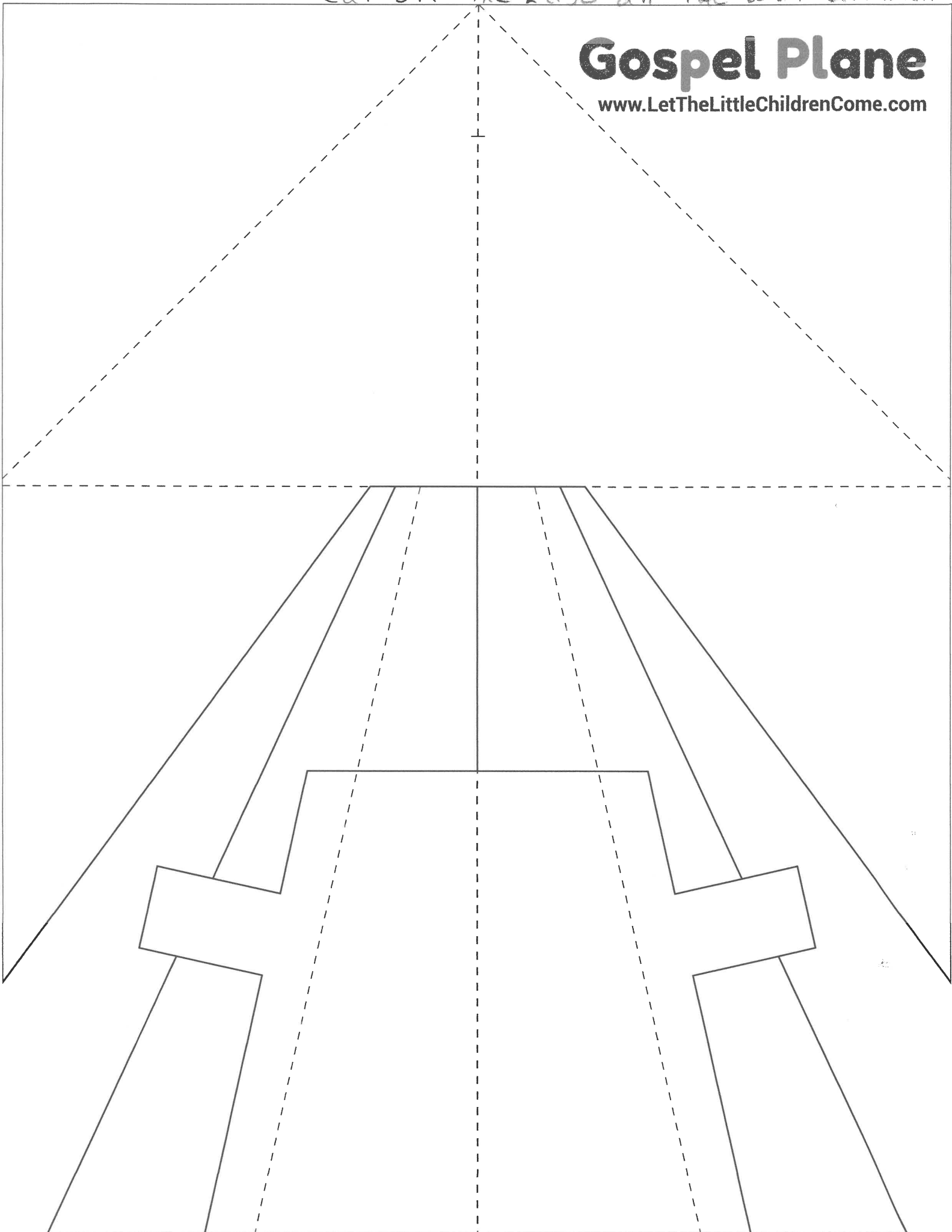
Green reminds us that it is important to grow in our relationship with Jesus by talking to God, reading God's word, the Bible, and obeying him.

This is just a simple explanation of the colors on the plane. If you choose to use the plain white plane, have the children color it the same colors as the colored plane!

Cut off the edge all the way around.

Gospel Plane

www.LetTheLittleChildrenCome.com



Gospel Plane

www.LetTheLittleChildrenCome.com

