


Cut out the Front/Back Cover Page and each coupon strip (five strips consisting of two coupons per strip). Fold each coupon strip in half, away from you along the solid line. Insert each of the folded coupon strips (five) inside the Cover Page, with the creased sides facing inward. Staple the coupon book together where the creased pages meet the Cover Page. When your dad redeems a coupon, he can cut along the dotted line marked "cut." Tell your dad that he can fill in the chores or activities of his choice in the two coupons with blank lines.




fold




Back Cover

Front Cover



fold

fold



This Coupon is Good For:
Tossing the Baseball in the Backyard

CT

This Coupon is Good For:
Washing the Car



CT



This Coupon is Good For:
One After-Dinner Walk

CT

This Coupon is Good For:
Feeding the Pets



CT



This Coupon is Good For:
Control of the Remote for One Evening

CT

This Coupon is Good For:
Helping with Yard Work



CT

fold