

Worksheet II- Law and Grace

I. LAW

A. The law was given on _____
_____ to _____. Exodus
19:20

B. The law demanded that the people _____
the voice of God. Exodus 19:5

C. The law brought the fear of _____.
Hebrews 2:15

D. Under the law, the people had to bring their own
_____ to cover their sins.
Deuteronomy 12:6

II. GRACE

A. Grace was given to _____ on the
road to _____. Acts 22:6

B. Under Grace, salvation is a _____
_____. Romans 5:15a

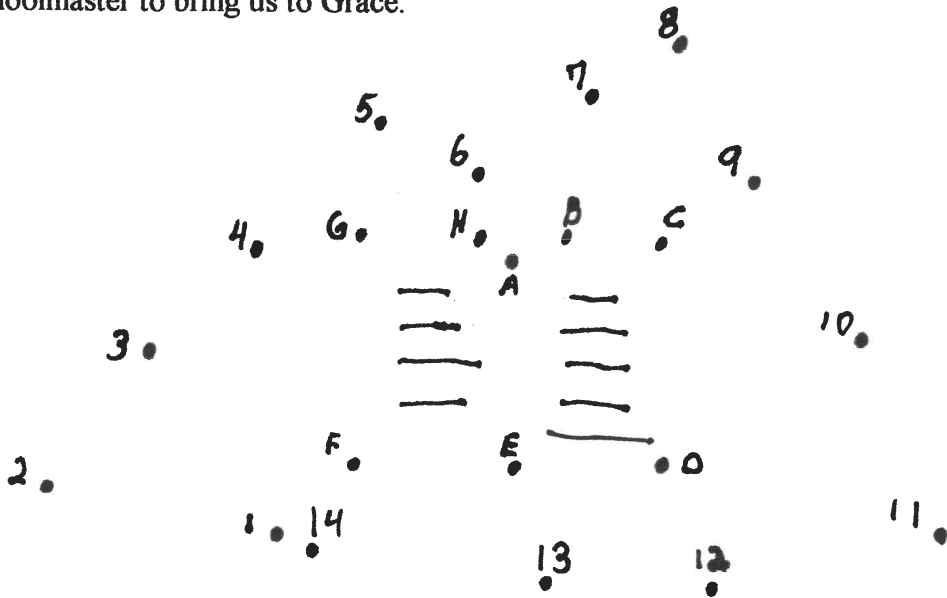
C. God can show His grace to us because

_____. I Corinthians 15:3

D. Romans 6:14 For _____ shall not have
dominion over _____: for ye are
_____ under the _____, but under
_____.

OPPOSITES IN GOD'S WORD

Follow the numbers and letters below to see what made Israel unhappy. It is also a schoolmaster to bring us to Grace.



GRACE Double Puzzle

Unscramble each word. Then use the marked letters to solve the second puzzle.

REAGC

8	10	11	5	

FIAHT

7				

NEEPIDTRMO

9			4					2	

TEFSIUJDI

		3							

SEITOGHUR

		1				12	6		

					L
1	2	3	4	5	

6	7

8	9	10	11	12	

FAITH

GRACE


REDEMPTION

JUSTIFIED

RIGHTEOUS

LAW

GRACE



LAW

Exodus 20:1-19

Exodus 20:24

Romans 8:15

Romans 7:5

GRACE

Ephesians 2:8,9

II Corinthians 5:7

Galatians 5:1


Romans 8:2

“For sins shall not have dominion over you; for ye are not under the law, but under grace.” Romans 6:14

Mothers in the Bible


Find the mothers hidden in the butterfly.

1. (_____) The mother of Solomon
2. (_____) The mother of Timothy
3. (_____) The mother of all living
4. (_____) The mother of Ismael
5. (_____) The mother of Samuel
6. (_____) The mother of Moses
7. (_____) The mother of Levi and five other sons
8. (_____) The grandmother of Timothy
9. (_____) The mother of Jesus the Christ
10. (_____) Ruth's mother-in-law
11. (_____) The mother of Joseph and Benjamin
12. (_____) The mother of Jacob and Esau
13. (_____) The mother of two disciples- James and John
14. (_____) The mother of nations



Fill in the blanks with the names below. Then find the names hidden in the butterfly.

Rachel Bathsheba Jochebed Lois Naomi Eve Sarah Rebekah
 Eunice Hannah Leah Mary Hagar Salome



Happy Mother's Day

FOR MY MOTHER

Written By:

Let all your things be done with charity. 1 Corinthians 16:14 (KJV)



I KNOW MY MOTHER
LOVES ME BECAUSE SHE...



PATH through the NARROW GATE EDU-CLIPS.COM

I LOVE YOU, MOM!

Deuteronomy 6:6-7 (KJV)

when thou risest up.

And these words, which I command thee this day, shall be in thine heart: And thou shalt teach them diligently unto thy children, and shalt talk of them when thou sittest in thine house, and when thou walkest by the way, and when thou liest down, and when thou risest up.

MY MOTHER'S FAVORITE FOOD IS....



MY MOTHER ALWAYS LAUGHS WHEN...



MY MOTHER TEACHES ME HOW TO...

My son, hear the instruction of thy father, and forsake not the law of thy mother: For they shall be an ornament of grace unto thy head, and chains about thy neck. Proverbs 1:8-9 (KJV)


MY MOTHER MAKES ME LAUGH WHEN SHE...




I LOVE IT WHEN MY MOTHER AND I DO THIS TOGETHER:




1. Cut out the mini book along the dark black lines around the exterior.



2. Fold down the vertical center line so that the pictures are on the outside. Unfold.




3. Fold down the horizontal center line so that the pictures are on the outside. Unfold. Fold again so that pictures are on inside and unfold.




4. Flip page over so blank side is facing up, then fold edges in toward center. Unfold.



5. Flip page over so pictures are facing up and fold in half again. Cut book (through both sides) at the dark line. Unfold.



6. Fold along center line lengthwise again.



7. Push two ends of book towards each other, forcing the pages to bend away from each other at the center line. The top of the pages will make a + shape. Crease.



8. Finish by folding the cover over. Crease along the spine.

